CPTLG2.5 – 2.5 mm² Push-In Connection Triple Level Terminal Block with Ground Connection in Grey Colour

Connectwell CP series · push-in · ground



2.5 mm² Push-In Connection Triple Level Terminal Block with Ground Connection in Grey Colour. Rated 20 A at 500 V (IEC). Takes wire up to 2.5 mm² stranded.

CURRENT (IEC)	VOLTAGE (IEC)	WIRE (STRANDED)
20 A	**500 V**	**0.2 – 2.5 mm²**
WIRE (AWG)	**WIDTH**	**LEVELS / CONNECTIONS**
24 – 12 AWG	**5 mm**	**3 / 6**

1 Part number

Colour	Part number	Standard pack
Grey	**CPTLG2.5**	50 pcs

Prices on request. Full standard packs get our best pricing. Part numbers are Connectwell numbers.

2 Technical data

Electrical	
Rated voltage (IEC)	500 V
Rated current (IEC)	20 A
Rated voltage (UL / CSA)	300 V
Rated current (UL / CSA)	18 A
Rated surge voltage	6 kV
Overvoltage category	III
Pollution degree	3
Short-time withstand current	0.3 kA

Wire connection	
Connection	Push-In
Wire entry	Top
Solid conductor	0.2 mm² to 4 mm²
Stranded conductor	0.2 mm² to 2.5 mm²
Stranded with ferrule	0.2 mm² to 2.5 mm²
Two conductors, twin ferrule	0.2 mm² to 0.5 mm²
AWG range	24 AWG to 12 AWG
Stripping length	10 mm
Operated with	Screwdriver

Mechanical	
Width (thickness)	5 mm
Length	102 mm
Height on 35 x 7.5 mm rail	57.25 mm
Height on 35 x 15 mm rail	64.75 mm
Mounting	DIN 35/DIN 35-15 Rail
Weight	19.1 g

Material	
Housing	Polyamide
Flammability (UL 94)	V0
Operating temperature	-40 to +105 °C
Country of origin	India

Standards and certificates: UL 1059 (UL E220514-20211201) · **IEC 60947-7-2** (UL)

3 Add the accessories



END PLATE

EPCPTL2.5

End Plate suitable for CPTL2.5 series Terminal blocks in Grey Colour

Standard pack: 50 pcs



END CLAMP

CA104

End Clamp with snap on mounting suitable for DIN35 Type DIN Rails in Grey Colour

Standard pack: 50 pcs

TEST PLUG

TX2.5

2.5 mm^2 test plug; makes contact with the jumper shaft of the terminal block for testing (Connectwell data sheet TX2.5)

Standard pack: 20 pcs



OTHER ACCESSORY

MS5

Marker Strip (Blank) suitable for 5mm width Terminal Blocks with 10 Tags

Standard pack: on request

Request a quote

How to order: choose the part numbers above, note the quantity, and send them to us. Quote the standard pack size or a multiple of it for our best price.
289-236-5064 · info@eklecmatic.ca · www.eklecmatic.ca

Connectwell® is a trademark of Connectwell Industries Pvt. Ltd. Product data from Connectwell (connectwell.com and the Connectwell catalogue 2025-26); subject to change – please confirm before ordering.

Manufacturer's catalogue page (Connectwell catalogue 2025-26): ordering data and accessories as printed by Connectwell.

CP SERIES PUSH-IN TERMINAL BLOCKS

MULTIPLE LEVEL TERMINAL BLOCKS

CPDL4 are compact double level Push-In type Terminal Block. These Terminal Blocks are used in high density wiring applications. Interconnections / jumpering is possible at both levels.

CPDL4(I.S) are double level internally shorted Terminal Blocks. These are ideal choice for distribution application.

CPDLG4 are double level Push-In Terminal Blocks with an additional grounding point for terminating grounding cables on the lower level of the terminal block. The earth connection is made by snapping the terminal on the Din rail. This separate connection point is appropriately identified by the green-yellow imprint on its top.

CPDLG4(I.S) are double level ground Terminal Blocks with 4 connection points for grounding wires. It is available in a standard green-yellow colour to indicate the grounding connection.

CPTL2.5 is three level feed through Terminal Block. This is a practical solution for creating high density wiring circuits.

CPTL2.5(I.S) is a three level internally shorted version and is an ideal choice for distribution circuits.

CPTLG2.5 has 2 levels of feed through function with a grounding feet on the third level.

In CPTLG2.5(I.S) all three levels are internally shorted to the ground contact.

CP4LG2.5 is 3 level feed through Terminal Block with a grounding feet on the fourth level. This is suitable for three phase wire connection applications.

The terminals with Ex & IECEx approval can be used in potentially explosive atmosphere. For detailed information refer page 303.

CPDL4



Width (Thickness) x Length		6 x 83.2 mm	
Height with DIN 35 x 7.5 / 35 x 15 mm Rail		49.6 mm / 57 mm	
Connection Possibility as per		IEC	UL - CSA
With 1 Conductor per clamp	Stranded / Flexible	0.2 - 4.0 mm²	24 - 10 AWG
	Solid	0.2 - 6.0 mm²	
	with Ferrule / Lug	0.2 - 4.0 mm²	24 - 10 AWG
With 2 same size Conductors per clamp	with TWIN Ferrule / Lug	0.5 - 1.0 mm²	20 - 18 AWG
Wire Stripping Length		11 mm	
Ratings As Per		IEC60947-7-1	UL-1059 / CSA22.2-158 / IEC60079
Voltage		500 V	300 V / 300 V / 400 V
Current		28 A	28 A / 28 A / 25 A
Approval			
Insulation Material / Material Group		Polyamide 6,6 / 1	
Rated Impulse Voltage / Pollution Degree		8 KV / 3	

		Type / Cat. No.	Standard Pack
Terminal Block	Grey	CPDL4	50
	Blue	CPDL4BU	50
	Ground / Earth	CPDLG4(I.S.) (Refer Pg. 26 for details)	50
	For Ex (e) Applications	CPDL4EX	50
	For Ex (i) Applications	CPDL4BUEX	50
End Plate		EPCPDL4	50
Mounting Rail (Refer Pg. 279 for details)		CA701-1M / CA701-1M-S	50 m
		CA701-15-1M / CA701-15-1M-S	25 m
End Clamp (Refer Pg. 280 for details)		CA103 / CA104	50
Marking Tag (Refer Pg. 286 for details)		MC6	10
Screw Driver		SCM0.6/3.5 Blade size: 0.6 x 3.5 mm	10
Dual Marker Carrier		TM5	50

Jumpers		Type / Cat. No.	Imax	Standard Pack
Pluggable Jumpers	2 pole	JX4/2	32 A	100
	3 pole	JX4/3	32 A	50
	4 pole	JX4/4	32 A	50
	5 pole	JX4/5	32 A	50
	6 pole	JX4/6	32 A	50
	8 pole	JX4/8	32 A	10
	10 pole	JX4/10	32 A	10
	16 pole	JX4/16	32 A	10
	20 pole			