CPDL2.5 – 2.5 mm² Push-In Connection Double Level Terminal Block in Grey Colour

Connectwell CP series · push-in · multi-level



2.5 mm² Push-In Connection Double Level Terminal Block in Grey Colour. Rated 24 A at 1000 V (IEC). Takes wire up to 2.5 mm² stranded.

CURRENT (IEC)	VOLTAGE (IEC)	WIRE (STRANDED)
24 A	**1000 V**	**0.2 – 2.5 mm²**
WIRE (AWG)	**WIDTH**	**LEVELS / CONNECTIONS**
24 – 12 AWG	**5 mm**	**2 / 4**

1 Choose your colour

Colour	Part number	Standard pack
Grey	**CPDL2.5**	50 pcs
Black	**CPDL2.5BK**	50 pcs
Blue	**CPDL2.5BU**	50 pcs
Green	**CPDL2.5GN**	50 pcs
Red	**CPDL2.5R**	50 pcs
Yellow	**CPDL2.5Y**	50 pcs

Prices on request. Full standard packs get our best pricing. Part numbers are Connectwell numbers.

2 Technical data

Electrical	
Rated voltage (IEC)	1000 V
Rated current (IEC)	24 A
Rated voltage (UL / CSA)	600 V
Rated current (UL / CSA)	20 A
Rated surge voltage	8 kV
Overvoltage category	III
Pollution degree	3
Short-time withstand current	0.3 kA

Wire connection	
Connection	Push-In
Wire entry	Top
Solid conductor	0.2 mm² to 4 mm²
Stranded conductor	0.2 mm² to 2.5 mm²
Stranded with ferrule	0.2 mm² to 2.5 mm²
AWG range	24 AWG to 12 AWG
Stripping length	10 mm
Operated with	Screwdriver

Mechanical	
Width (thickness)	5 mm
Length	72.7 mm
Height on 35 x 7.5 mm rail	49.5 mm
Height on 35 x 15 mm rail	57.05 mm
Mounting	DIN 35/DIN 35-15 Rail
Weight	10.2 g

Material	
Housing	Polyamide
Flammability (UL 94)	V0
Operating temperature	-40 to +105 °C
Country of origin	India

Standards and certificates: UL 1059 (UL E220514-20200828) · **CSA C22.2 No. 158:23** (CSA 80179855) · **IEC 60947-7-1** (UL 4789376784.5.1)

3 Add the accessories



END PLATE
EPCXDL2.5
End Plate suitable for CXDL2.5 and CPDL2.5 series Terminal blocks in Grey Colour
Standard pack: 50 pcs



END CLAMP
CA104
End Clamp with snap on mounting suitable for DIN35 Type DIN Rails in Grey Colour
Standard pack: 50 pcs



MARKER CARD
MC5
Marker Card (Blank) suitable for 5mm width Terminal Blocks with 84 Tags
Standard pack: 1 packet (10 cards)

TEST PLUG
TX2.5
2.5 mm^2 test plug; makes contact with the jumper shaft of the terminal block for testing (Connectwell data sheet TX2.5)
Standard pack: 20 pcs



OTHER ACCESSORY
TM5
Tree Marker Carrier suitable for mounting on CXDL2.5 series Terminal Blocks in Grey Colour
Standard pack: on request

Request a quote

How to order: choose the part numbers above, note the quantity, and send them to us. Quote the standard pack size or a multiple of it for our best price.
289-236-5064 · info@eklecmatic.ca · www.eklecmatic.ca

Connectwell® is a trademark of Connectwell Industries Pvt. Ltd. Product data from Connectwell (connectwell.com and the Connectwell catalogue 2025-26); subject to change – please confirm before ordering.

Manufacturer's catalogue page (Connectwell catalogue 2025-26): ordering data and accessories as printed by Connectwell.

CP SERIES PUSH-IN TERMINAL BLOCKS

MULTIPLE LEVEL TERMINAL BLOCKS

CPDL1.5, CPDL2.5 are compact double level Push-In type Terminal Block. These Terminal Blocks are used in high density wiring applications. Interconnections / jumpering is possible at both levels.

CPDL1.5(I.S), CPDL2.5(I.S) are double level internally shorted Terminal Blocks. These are ideal choice for distribution application.

CPDLG1.5, CPDLG2.5 are double level Push-In Terminal Blocks with an additional grounding point for terminating grounding cables on the lower level of the terminal block. The earth connection is made by snapping the terminal on the Din rail. This separate connection point is appropriately identified by the green-yellow imprint on its top.

CPDLG1.5(I.S),CPDLG2.5(I.S) are double level ground Terminal Blocks with 4 connection points for grounding wires. It is available in a standard green-yellow colour to indicate the grounding connection.

The terminals with Ex & IECEx approval can be used in potentially explosive atmosphere. For detailed information refer page 303.

CPDL1.5



Width (Thickness) x Length		3.5 x 67.4 mm			
Height with DIN 35 x 7.5 / 35 x 15 mm Rail		45.3 mm / 52.3 mm			
Connection Possibility as per		IEC		UL - CSA	
With 1 Conductor per clamp	Stranded / Flexible	0.2 - 1.5 mm²		24 - 14 AWG	
	Solid	0.2 - 2.5 mm²		24 - 14 AWG	
	with Ferrule / Lug	0.2 - 1.0 mm²		24 - 18 AWG	
With 2 same size Conductors per clamp	with TWIN Ferrule / Lug				
Wire Stripping Length		8 mm			
Ratings As Per		IEC60947-7-1	UL-1059	CSA22.2-158	IEC60079
Voltage		500 V	300 V	300 V	630 V
Current		16 A	15 A	15 A	13 A
Approval		IEC CE cULus cSBus Ex IECEx AEx CCC			
Insulation Material / Material Group		Polyamide 6,6 / 1			
Rated Impulse Voltage / Pollution Degree		8 KV / 3			

		Type / Cat. No.	Standard Pack
Terminal Block	Grey	CPDL1.5	50
	Blue	CPDL1.5BU	50
	Ground / Earth	CPDLG1.5 (Refer Pg. 22 for details)	50
	For Ex (e) Applications	CPDL1.5EX	50
	For Ex (i) Applications	CPDL1.5BUEX	50
End Plate		EPCPDL1.5	50
Mounting Rail (Refer Pg. 279 for details)		CA701-1M / CA701-1M-S	50 m
		CA701-15-1M / CA701-15-1M-S	25 m
End Clamp (Refer Pg. 280 for details)		CA103 / CA104	50
Marking Tag (Refer Pg. 286 for details)		MC3.5	10
Dual Marker Carrier		TM3.5	50
Screw Driver		SCM0.4/2 Blade size: 0.4 x 2 mm	10

Jumpers		Type / Cat. No.	Imax	Standard Pack
Pluggable Jumpers	2 pole	JX1.5/2	15 A	100
	3 pole	JX1.5/3	15 A	50
	4 pole	JX1.5/4	15 A	50
	10 pole	JX1.5/10	15 A	10