# CP1.5 – 1.5 mm² Push-In Connection Feedthrough Terminal Block in Grey Colour

Connectwell CP series · push-in · feed-through



1.5 mm² Push-In Connection Feedthrough Terminal Block in Grey Colour. Rated 15 A at 800 V (IEC). Takes wire up to 1.5 mm² stranded.

| CURRENT (IEC) | VOLTAGE (IEC) | WIRE (STRANDED) |
|---|---|---|
| **15 A** | **800 V** | **0.2 – 1.5 mm²** |
| **WIRE (AWG)** | **WIDTH** | **LEVELS / CONNECTIONS** |
| **24 – 14 AWG** | **3.5 mm** | **1 / 2** |

## 1 Choose your colour

| Colour | Part number | Standard pack |
|---|---|---|
| Grey | **CP1.5** | 100 pcs |
| Black | **CP1.5BK** | 100 pcs |
| Blue | **CP1.5BU** | 100 pcs |
| Green | **CP1.5GN** | 100 pcs |
| Red | **CP1.5R** | 100 pcs |

Prices on request. Full standard packs get our best pricing. Part numbers are Connectwell numbers.

## 2 Technical data

| Electrical | |
|---|---|
| Rated voltage (IEC) | 800 V |
| Rated current (IEC) | 15 A |
| Rated voltage (UL / CSA) | 600 V |
| Rated current (UL / CSA) | 15 A |
| Rated surge voltage | 8 kV |
| Overvoltage category | III |
| Pollution degree | 3 |

| Wire connection | |
|---|---|
| Connection | Push-In |
| Wire entry | Top |
| Solid conductor | 0.2 mm² to 2.5 mm² |
| Stranded conductor | 0.2 mm² to 1.5 mm² |
| Stranded with ferrule | 0.2 mm² to 1.5 mm² |
| AWG range | 24 AWG to 14 AWG |
| Stripping length | 8 mm |
| Operated with | Screwdriver |

| Mechanical | |
|---|---|
| Width (thickness) | 3.5 mm |
| Length | 45.3 mm |
| Height on 35 x 7.5 mm rail | 34.1 mm |
| Height on 35 x 15 mm rail | 41.1 mm |
| Mounting | DIN 35/DIN 35-15 Rail |
| Weight | 3.6 g |

| Material | |
|---|---|
| Housing | Polyamide |
| Flammability (UL 94) | V0 |
| Operating temperature | -40 to +105 °C |
| Country of origin | India |

**Standards and certificates: UL 1059** (UL E220514-20200228) · **CSA C22.2 No. 158:23** (CSA 80002397) · **IEC 60947-7-1** (UL 80002398)

## 3 Add the accessories



END PLATE
**EPCP1.5**
End Plate suitable for CP1.5 series Terminal blocks in Grey Colour
Standard pack: 50 pcs



PARTITION PLATE
**PPCX4**
Partition Plate suitable for CX4 and CP4 series Terminal Blocks in Grey Colour
Standard pack: 50 pcs



JUMPER
**JX1.5/2**
Pluggable Type Jumper, 2 Pole, Insulated, in Orange Colour
Standard pack: 100 pcs

JUMPER
**JX1.5/4**
Pluggable Type Jumper, 4 Pole, Insulated, in Orange Colour
Standard pack: 50 pcs



JUMPER
**JX1.5/10**
Pluggable Type Jumper, 10 Pole, Insulated, in Orange Colour (also: JX1.5/3)
Standard pack: 10 pcs



END CLAMP
**CA104**
End Clamp with snap on mounting suitable for DIN35 Type DIN Rails in Grey Colour
Standard pack: 50 pcs



MARKER CARD
**MC5**
Marker Card (Blank) suitable for 5mm width Terminal Blocks with 84 Tags
Standard pack: 1 packet (10 cards)

**Request a quote**

**How to order:** choose the part numbers above, note the quantity, and send them to us. Quote the standard pack size or a multiple of it for our best price.
**289-236-5064 · info@eklecmatic.ca · www.eklecmatic.ca**


Connectwell® is a trademark of Connectwell Industries Pvt. Ltd. Product data from Connectwell (connectwell.com and the Connectwell catalogue 2025-26); subject to change – please confirm before ordering.

Manufacturer's catalogue page (Connectwell catalogue 2025-26): ordering data and accessories as printed by Connectwell.

CP SERIES PUSH-IN TERMINAL BLOCKS

# FEED THROUGH & MULTIPLE CONNECTION TERMINAL BLOCKS

CP series Push-In Terminal Blocks have a specialized connection system that enables tool less wire connections.

Lugged cable & solid wires can be directly pressed into the clamp to make connections.

The Push button on the top is to be pressed for using flexible cable without lug / ferrule for connection.

Cross connection of these Terminal Blocks can be done using 2 pole pluggable jumpers.

CP series multi connect 3 wire & 4 wire Push-In type Terminal Blocks are used to eliminate reliability problems encountered when there is a need to connect multiple wires in a single Terminal Block.

The terminals with Ex & IECEx approval can be used in potentially explosive atmosphere. For detailed information refer page 303.

## CP1.5



| | | | | | |
|---|---|---|---|---|---|
| Width (Thickness) x Length | | 3.5 x 45.3 mm | | | |
| Height with DIN 35 x 7.5 / 35 x 15 mm Rail | | 34.1 mm / 41.1 mm | | | |
| Connection Possibility as per | | IEC | | UL - CSA | |
| With 1 Conductor per clamp | Stranded / Flexible | 0.2 - 1.5 mm² | | 24 - 14 AWG | |
| | Solid | 0.2 - 2.5 mm² | | 24 - 14 AWG | |
| | with Ferrule / Lug | 0.2 - 1.0 mm² | | 24 - 18 AWG | |
| With 2 same size Conductors per clamp | with TWIN Ferrule / Lug | | | | |
| Wire Stripping Length | | 8 mm | | | |
| Ratings As Per | | IEC60947-7-1 | UL-1059 | CSA22.2-158 | IEC60079 |
| Voltage | | 800 V | 600 V | 600 V | 630 V |
| Current | | 15 A | 15 A | 15 A | 13 A |
| Approval | | IEC CE CULus CSA Ex IECEx AEx | | | |
| Insulation Material / Material Group | | Polyamide 6,6 / 1 | | | |
| Rated Impulse Voltage / Pollution Degree | | 8 KV / 3 | | | |

| | | Type / Cat. No. | Standard Pack |
|---|---|---|---|
| Terminal Block | Grey | CP1.5 | 100 |
| | Blue | CP1.5BU | 100 |
| | Red | CP1.5R | 100 |
| | Yellow | CP1.5Y | 100 |
| | Black | CP1.5BK | 100 |
| | Green | CP1.5GN | 100 |
| | Ground / Earth | CPG1.5 (Refer Pg. 15 for details) | 100 |
| | For Ex (e) Applications | CP1.5EX | 100 |
| | For Ex (i) Applications | CP1.5BUEX | 100 |
| End Plate | | EPCP1.5 | 50 |
| Partition Plate | | PPCX4 | 50 |
| Mounting Rail | (Refer Pg. 279 for details) | CA701-1M / CA701-1M-S | 50 m |
| | | CA701-15-1M / CA701-15-1M-S | 25 m |
| End Clamp | (Refer Pg. 280 for details) | CA103 / CA104 | 50 |
| Marking Tag | (Refer Pg. 286 for details) | MC3.5 | 10 |
| Screw Driver | | SCM0.4/2 Blade size: 0.4 x 2 mm | 10 |

| Jumpers | | Type / Cat. No. | Imax | Standard Pack |
|---|---|---|---|---|
| Pluggable Jumpers | 2 pole | JX1.5/2 | 16 A | 100 |
| | 3 pole | JX1.5/3 | 16 A | 50 |
| | 4 pole | JX1.5/4 | 16 A | 50 |
| | 5 pole | | | |
| | 6 pole | | | |
| | 7 pole | | | |
| | 8 pole | | | |
| | 10 pole | JX1.5/10 | 16 A | 10 |
| | 16 pole | | | |
| | 20 pole | | | |
| Step Down Jumpers | 6 - 2.5 mm² | | | |
| | 16 - 2.5 mm² | | | |
| | 6 - 4 mm² | | | |
| Test Plug | | | | |